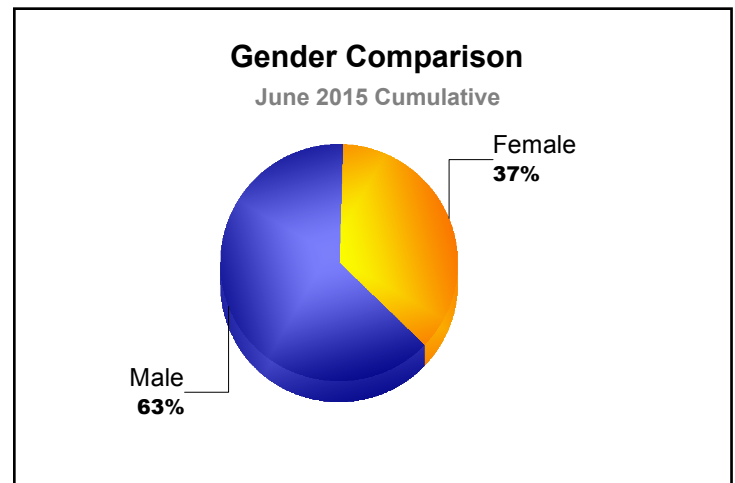
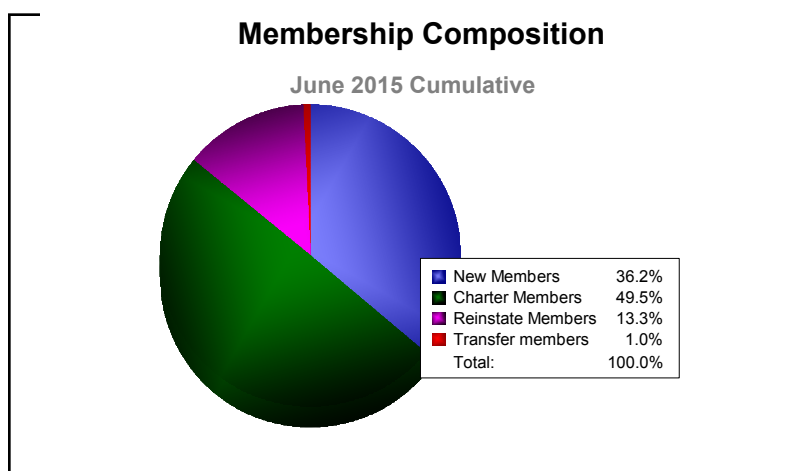
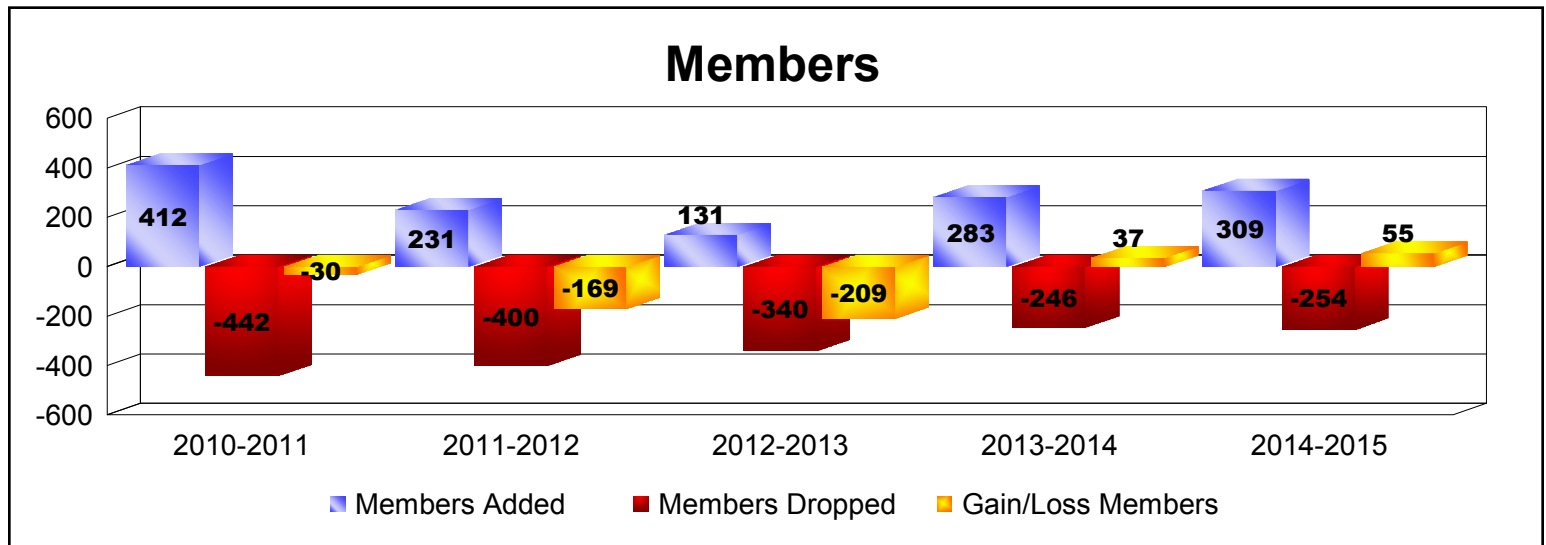
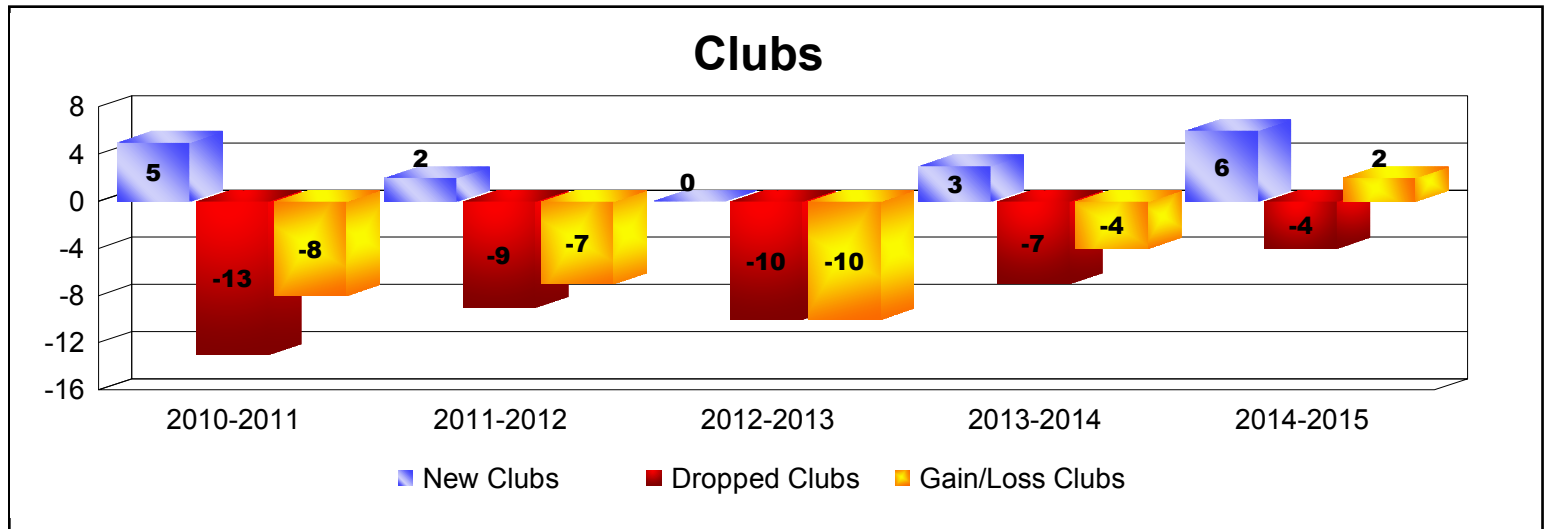
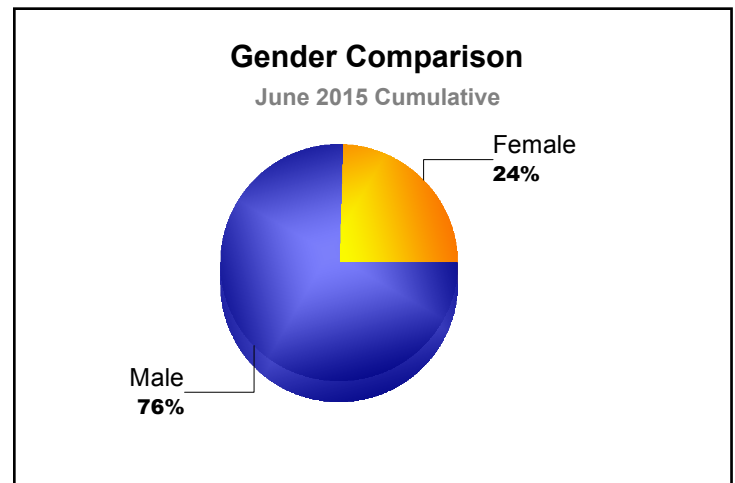
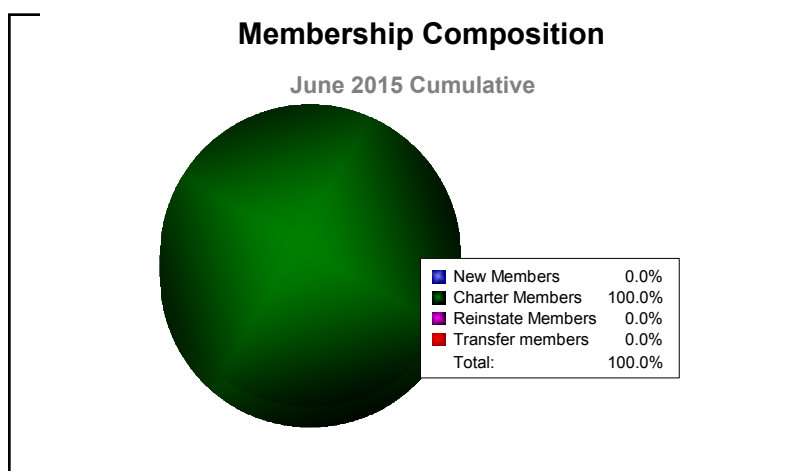
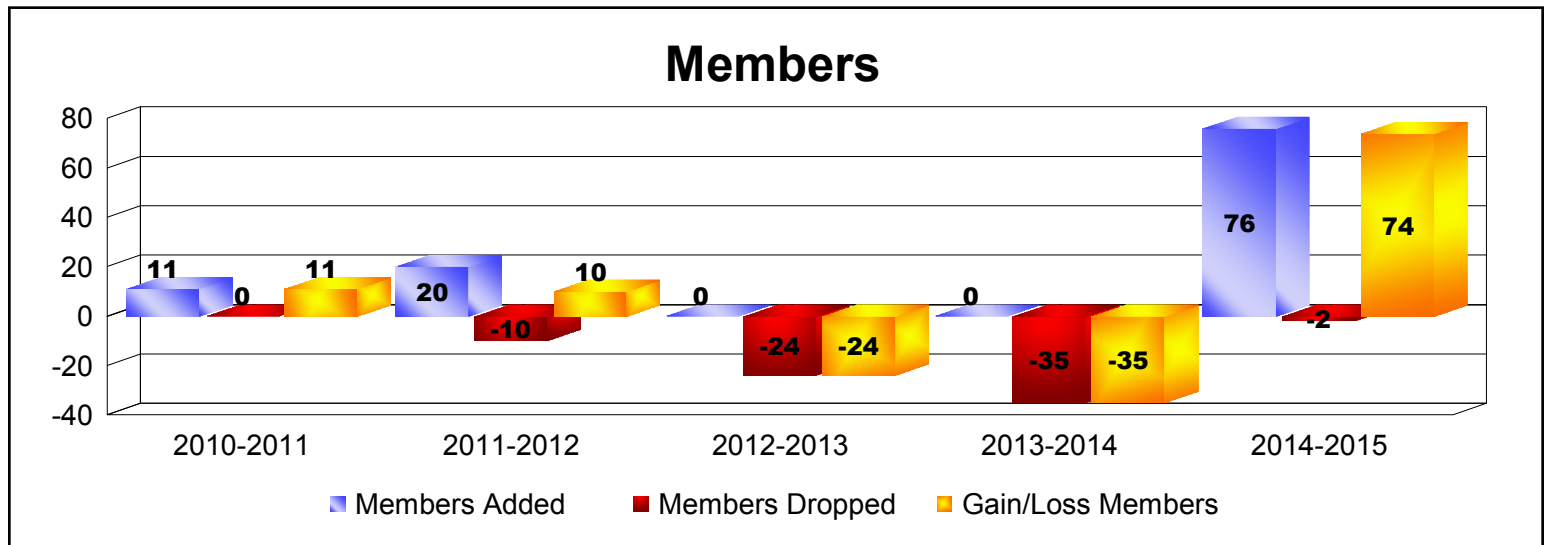
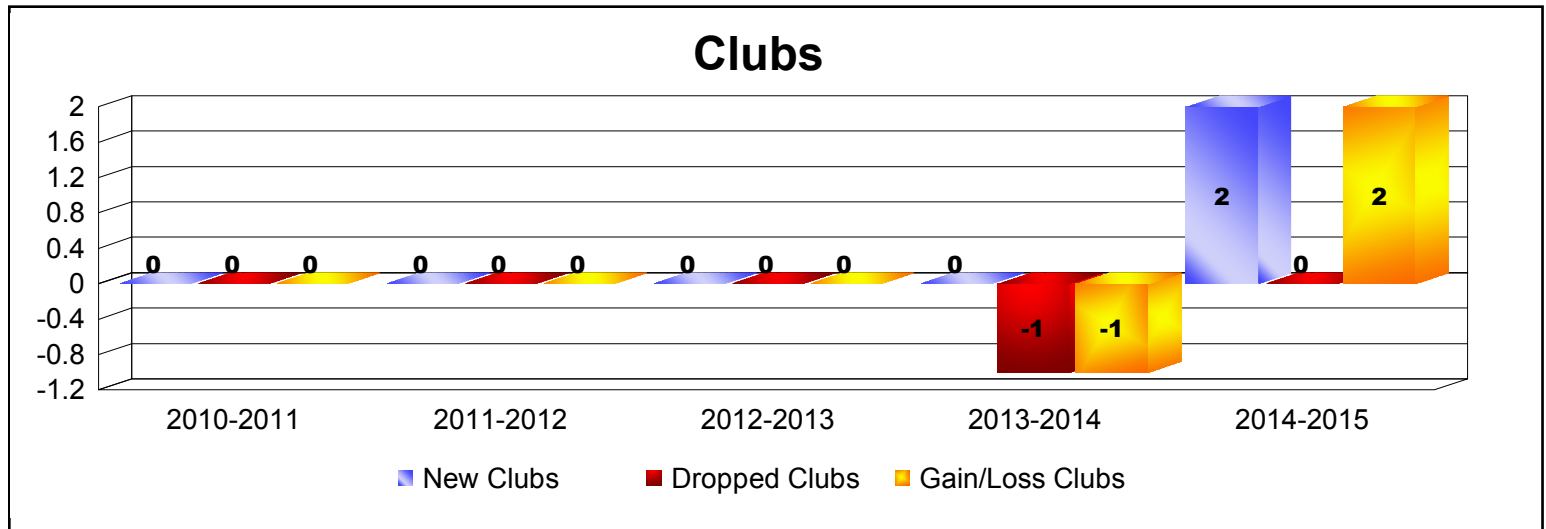


Year	New Clubs	Dropped Clubs	Gain/ Loss Clubs	New Members	Charter Members	Reinstate Members	Transfer Members	Total Member Added	Total Members Dropped	Gain/ Loss Members
2010-2011	5	-13	-8	180	132	95	5	412	-442	-30
2011-2012	2	-9	-7	134	44	50	3	231	-400	-169
2012-2013	0	-10	-10	85	0	42	4	131	-340	-209
2013-2014	3	-7	-4	162	75	35	11	283	-246	37
2014-2015	6	-4	2	112	153	41	3	309	-254	55
Average	3	-9	-5	135	81	53	5	273	-336	-63



Year	New Clubs	Dropped Clubs	Gain/ Loss Clubs	New Members	Charter Members	Reinstate Members	Transfer Members	Total Member Added	Total Members Dropped	Gain/ Loss Members
2010-2011	0	0	0	11	0	0	0	11	0	11
2011-2012	0	0	0	20	0	0	0	20	-10	10
2012-2013	0	0	0	0	0	0	0	0	-24	-24
2013-2014	0	-1	-1	0	0	0	0	0	-35	-35
2014-2015	2	0	2	0	76	0	0	76	-2	74
Average	0	0	0	6	15	0	0	21	-14	7



Year	New Clubs	Dropped Clubs	Gain/ Loss Clubs	New Members	Charter Members	Reinstate Members	Transfer Members	Total Member Added	Total Members Dropped	Gain/ Loss Members
2010-2011	1	-1	0	9	22	1	0	32	-32	0
2011-2012	0	0	0	17	0	20	0	37	-15	22
2012-2013	2	0	2	10	51	0	0	61	-15	46
2013-2014	5	0	5	7	124	0	0	131	-7	124
2014-2015	0	0	0	6	0	1	0	7	-14	-7
Average	2	0	1	10	39	4	0	54	-17	37

